

SALES RENTAL & SERVICE

MSAFE
PROTECT THE PEOPLE



ELECTRICAL BOOM LIFT

| Platform Height | Working Heights | Platform Capacity | Gross Weight |
|-----------------|-----------------|-------------------|--------------|
| 11M (36ft) | 13M (42ft) | 215kg | 3,760 kg |
| 12M (40ft) | 14M (46ft) | 227 kg | 6,214 kg |
| 14M (45ft) | 16M (51ft) | 227 kg | 6,532 kg |
| 18 M (60ft) | 20M (66ft) | 227 kg | 7,144 kg |




DIESEL BOOM LIFT

| Platform Height | Working Heights | Platform Capacity | Gross Weight |
|-----------------|-----------------|-------------------|--------------|
| 14M (46ft) | 16M (52ft) | 227 kg | 7,425 kg |
| 18M (60ft) | 20M (66ft) | 227 kg | 10,102 kg |
| 20M (66ft) | 22M (72ft) | 227 kg | 13,119 kg |
| 24M (80ft) | 26M (86ft) | 227 kg | 17,236 kg |
| 26M (86ft) | 28M (92ft) | 227 kg | 16,511 kg |
| 36M (120ft) | 38M (126ft) | 227 kg | 18,552 kg |
| 41M (135ft) | 43M (141ft) | 227 kg | 20,411 kg |
| 46M (150ft) | 48M (156ft) | 227 kg | 21,772 kg |



SPIDER BOOM LIFT

| Platform Height | Working Heights | Platform Capacity | Gross Weight |
|-----------------|-----------------|-------------------|--------------|
| 21M (68ft) | 23M (74ft) | 200kg | 2,990 kg |
| 27M(88ft) | 29M (94ft) | 200kg | 3,500 kg |
| 30M (98ft) | 32M (104ft) | 200kg | 4,150 kg |
| 34M (112ft) | 36M (118ft) | 200kg | 4,850 kg |





ALUMINIUM SCAFFOLDING & CONSTRUCTION HOIST




**MSAFE FIT
NARROW VERSION**




**MSAFE FIT
STAIRWAY VERSION**



**MSAFE FIT
CANTILEVER VERSION**



CRADLE
(1Ton To 2 Ton)
(100m To 150m)



**PASSENGER
HOIST**
(1Ton To 2 Ton)
(30m To 150m)



ELECTRICAL SCISSOR LIFT

| Platform Height | Working Heights | Platform Capacity | Gross Weight |
|-----------------|-----------------|-------------------|--------------|
| 6 M (20ft) | 8 M (26ft) | 230 kg | 1,560 kg |
| 8 M (26ft) | 10M (32ft) | 450 kg | 2,530 kg |
| 10M (32ft) | 12M (38ft) | 300 kg | 2,800 kg |
| 12M (40ft) | 14M (46ft) | 300 kg | 3,370 kg |



DIESEL SCISSOR LIFT

| Platform Height | Working Heights | Platform Capacity | Gross Weight |
|-----------------|-----------------|-------------------|--------------|
| 10M (32ft) | 12M (40ft) | 230 kg | 1,560 kg |
| 12M (40ft) | 14M (46ft) | 363 kg | 5,050 kg |
| 13M (42ft) | 15M (48ft) | 680 kg | 7,802 kg |
| 16M (52ft) | 18M (58ft) | 680 kg | 9200 kg |






CRAWLER MOUNTED CRANE
(70 Ton To 450 Ton)



TYRE MOUNTED CRANE
(50 Ton To 250 Ton)



TOWER CRANE
(1 Ton To 20 Ton)



FORK LIFT
(2 Ton To 5 Ton)





MSAFE

PROTECT THE PEOPLE

NORTH

- C-186, Vivek Vihar, Phase-1, New Delhi-110095
- G-103, Site V, Kasna Industrial Area, Greater Noida-201306

EAST

- 40, Strand Road, 4th Floor, R.No.21C, Kolkata-700001
- 159, Sreemanta Market, A.T. Road, Guwahati-781001

WEST

- A/103, Oberoi Garden, Thakur Village, Kandivali, Mumbai-400101
- 1301, Shapath-V, Opp. Karnavati Club, S.G. Highway, Ahmebabad-380015

SOUTH

- Plot No-80, Kalyan Nagar, Phase III, Motinagar, Hyderabad-500018
- Parivakkam Main Road, Nearer to EB Office, Poonamallee Chennai

+91 985 985 7100 info@msafegroup.com www.msafegroup.com

MSafe Equipments Pvt. Ltd.
An ISO Certified Company



*Images are only for display purpose not for commercial use.